

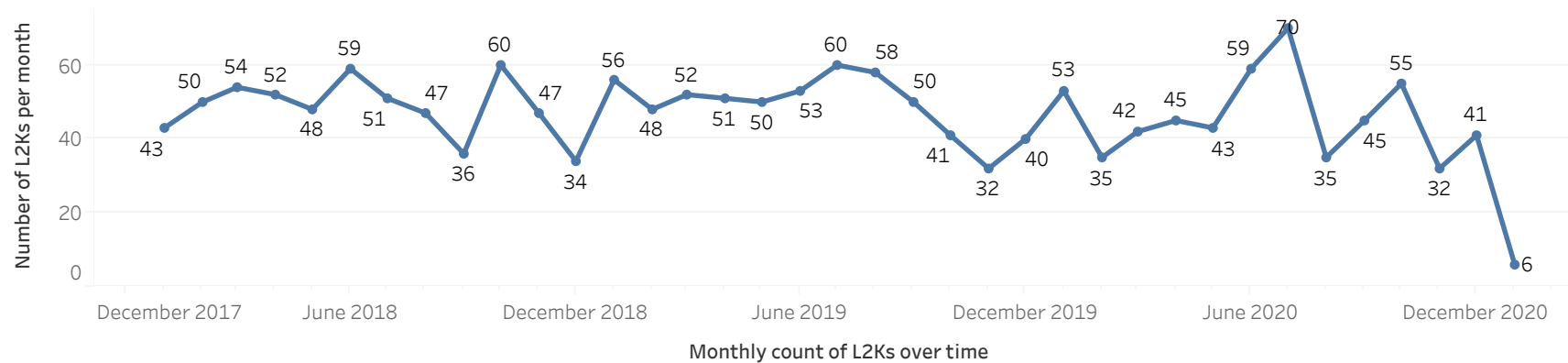
# Nevada Rural Hospital Partners - Rural Hospital L2K Summary

January 12, 2021

2020 Number of L2Ks by Facility

Facility	2020												Grand Total	
	January	February	March	April	May	June	July	August	Septem..	October	Novemb..	Decemb..		
Banner Churchill Commun..	4	2	3	4	11	12	7		2					45
Boulder City Hospital	4	4	4	10	3	4	7	3	4	4	2	2		51
Carson Valley Medical Cen..	1													1
Desert View Hospital	34	17	27	23	17	30	38	20	28	24	23	30		311
Grover C. Dils Medical Cen..				1										1
Humboldt General Hospital	2	4	3	5	5	1	6	5	7	17	2			57
Incline Village Community..	1	1	2			1	2							7
Mt. Grant General Hospital		1			2	3			2	2	3	3		16
Pershing General Hospital	3	2	1		1	2	3		1	1		2		16
South Lyon Medical Center			2			2		2	1	1	2	3		13
William Bee Ririe Hospital	4	4	1	1	4	5	7	3		6	1	1		37
Grand Total	53	35	43	44	43	60	70	33	45	55	33	41		555

Mental Health Crisis Holds ( L2K ) Over Time



# Nevada Rural Hospital Partners - Rural Hospital L2K Summary

January 12, 2021

## 2020 Telehealth Utilization

Facility	Was Telehealth Through DPBH/Was VSee ..	(Telehealth) If No, Why	
Banner Churchill Community Hospi..	No	Clinical Decision	11
		Technical Issues	9
Boulder City Hospital	No	After Hours	5
		Clinical Decision	1
		Technical Issues	13
Desert View Hospital	No	Clinical Decision	147
Incline Village Community Hospital	No	Not Sure	2
Mt. Grant General Hospital	No	After Hours	1
		Clinical Decision	6
		Not Sure	1
Pershing General Hospital	No	After Hours	2
		Clinical Decision	1
		Not Sure	2
South Lyon Medical Center	No	Clinical Decision	7
William Bee Ririe Hospital	No	After Hours	2
		Not Sure	17

## 2020 Gender by Facility

Gender	
Null	0
Female	298
Male	308

## 2020 How arrived at facility

	EMS	Family Member	Law Enforcement	Legal Guardian	Other	Self	Social Worker
18 Under	23	29	43	2	5	15	
19-64	123	76	109		13	71	2
Over 65	24	10	11		5	6	

## 2020 Percentage of Individuals by Age Group

Age (Group)	% of Age Group	Count of Age Group
18 Under	21%	125
19-64	70%	424
Over 65	10%	58

## 2020 Final Disposition

Home	46
Medical In-Patient	37
No Data	7
Other	42
Psychiatric In-Patient	417

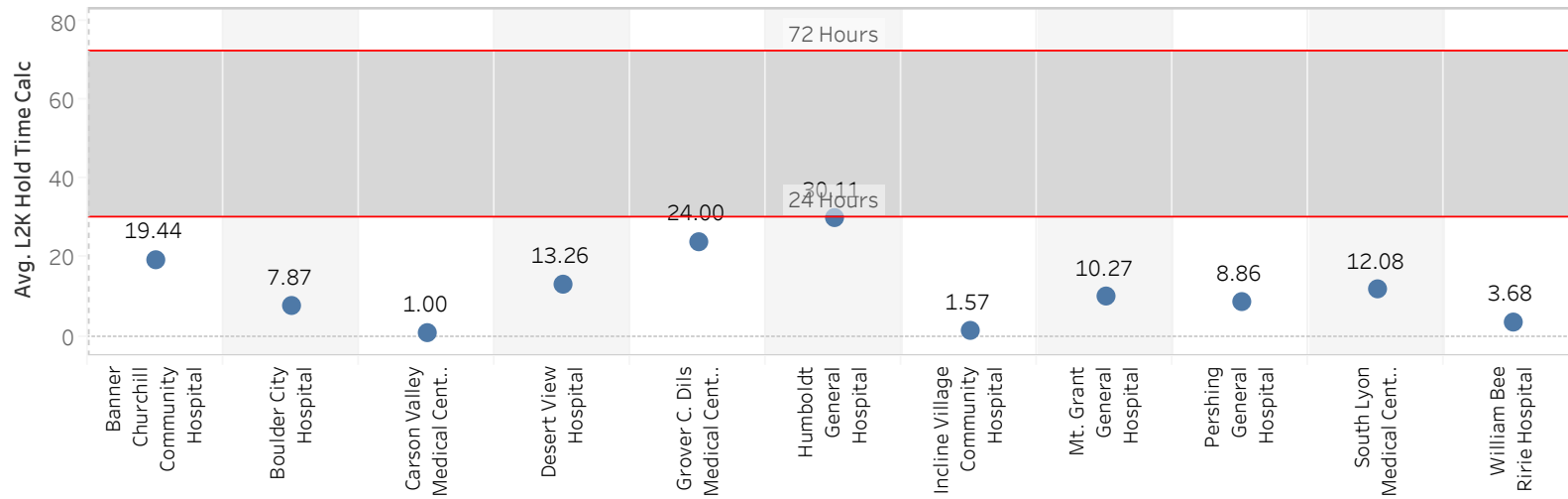
## 2020 Payor Mix for L2Ks

Commercial	7.89%
Medicare	15.96%
NV Medicaid Fee for Servi..	44.56%
NV Medicaid Managed Care	2.63%
Other	9.47%
Private (Commercial, HIS, ..	10.70%
Uninsured	8.60%
VA	0.18%

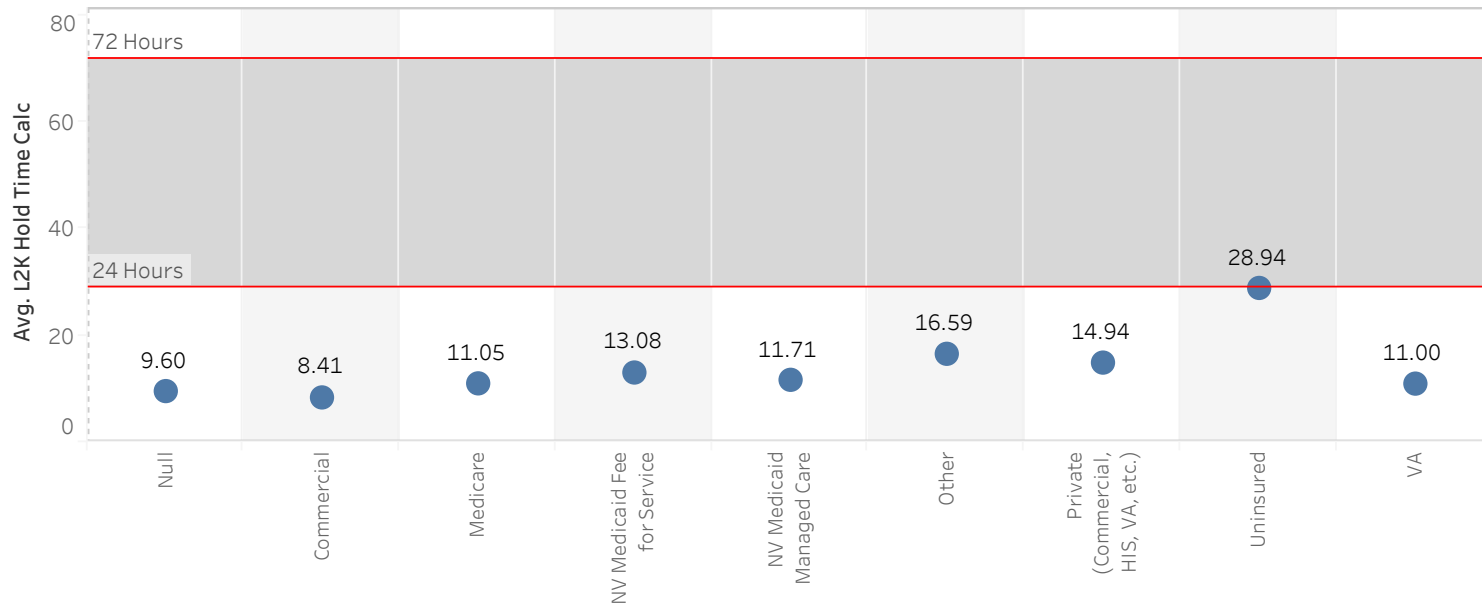
# Nevada Rural Hospital Partners - Rural Hospital L2K Summary

January 12, 2021

## 2020 Average Wait Times by Facility



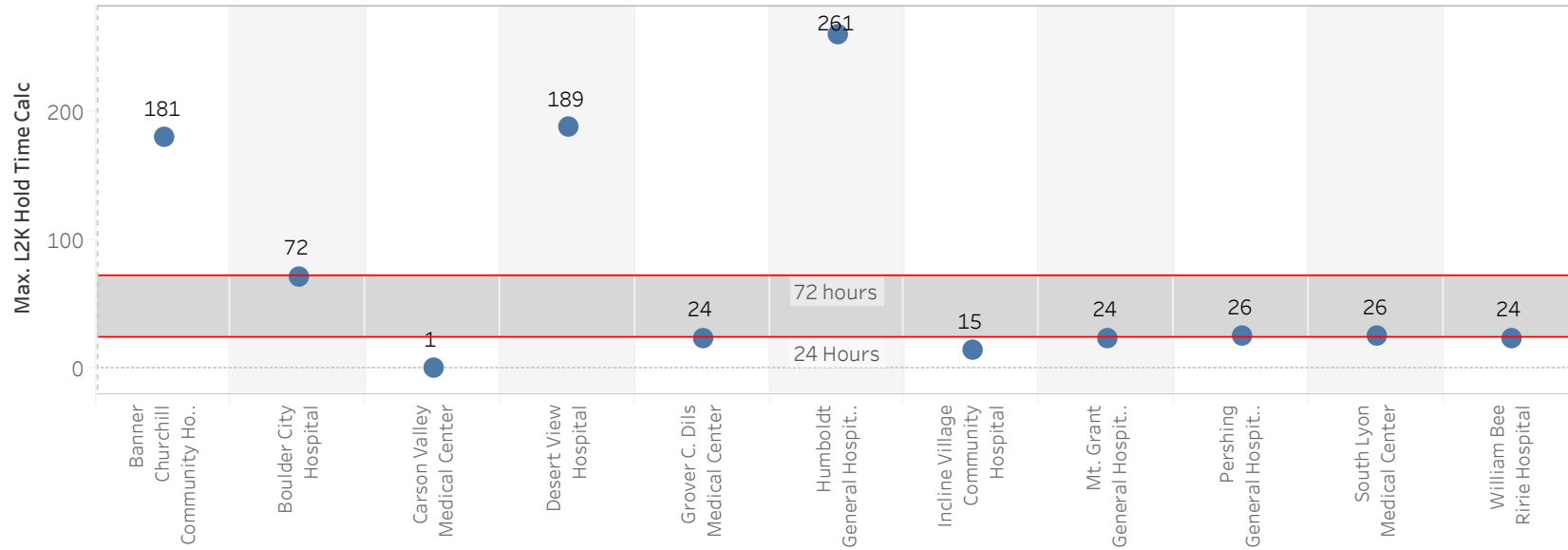
## 2020 Average Wait Times by Payor



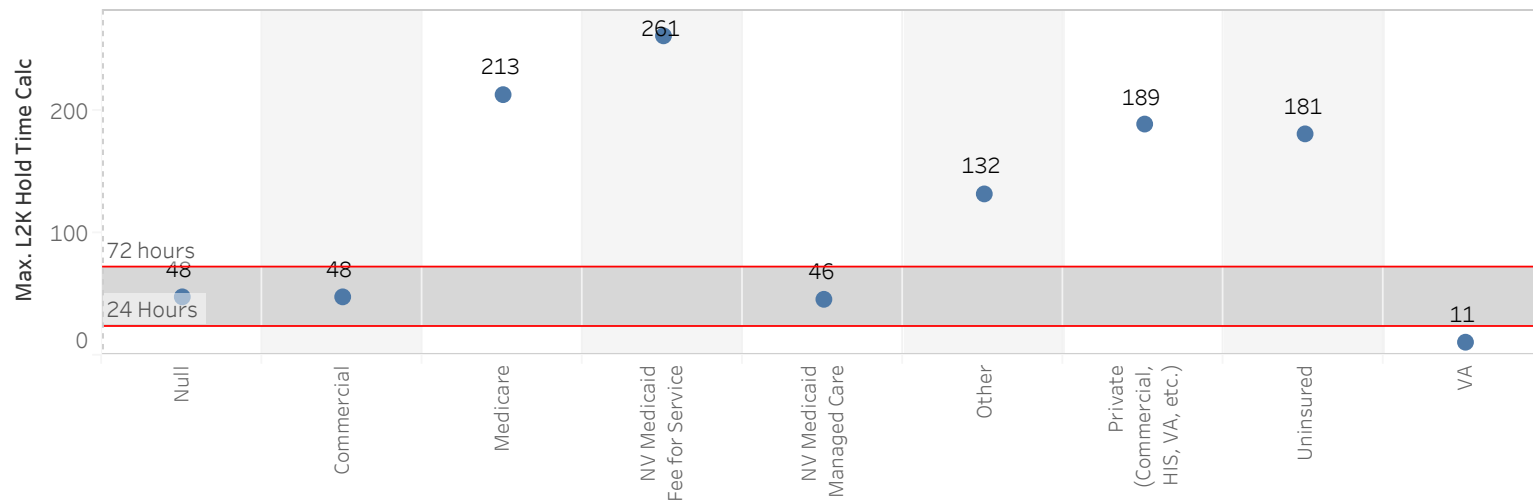
# Nevada Rural Hospital Partners - Rural Hospital L2K Summary

January 12, 2021

## 2020 Maximum Wait Times by Facility



## 2020 Maximum Wait Times by Payor



# Nevada Rural Hospital Partners - Rural Hospital L2K Summary

January 12, 2021

## 2020 Number of Individuals by Age Group

Age (Group)	Banner Churchill Community Hospital	Boulder City Hospital	Carson Valley Medical Center	Desert View Hospital	Grover C. Dils Medical Center	Humboldt General Hospital	Incline Village Community Hospital	Mt. Grant General Hospital	Pershing General Hospital	South Lyon Medical Center	William Bee Ririe Hospital	Grand Total
18 Under	9	2		70		10		2	3	1	14	111
19-64	34	39	1	213	1	47	7	8	12	10	19	391
Over 65	2	10		28				6	1	2	4	53
Grand Total	45	51	1	311	1	57	7	16	16	13	37	555

## 2020 - Number of YOUTH per facility by Month

	2020											
	Janu..	Febr..	March	April	May	June	July	Augu..	Sept..	Octo..	Nove..	Dece..
Banner Churchill Co..	2			1	2	1	2	1				
Boulder City ..										2		
Desert View Hospital	12	7	5	4	2	3	6	4	4	5	9	9
Humboldt Ge..					2		1	1	2	4		
Mt. Grant General Hos..										1		1
Pershing Ge..	1	1	1									
South Lyon Medical Cent..						1						
William Bee ..	2				2	2	5	1		1	1	

## 2020 Percentage of Individuals by Age Group

Age (Group)	% of Age Group	Count of Age Group
18 Under	21%	125
19-64	70%	424
Over 65	10%	58

# Nevada Rural Hospital Partners - Rural Hospital L2K Summary

January 12, 2021

2020 Patient Age by Facility

