

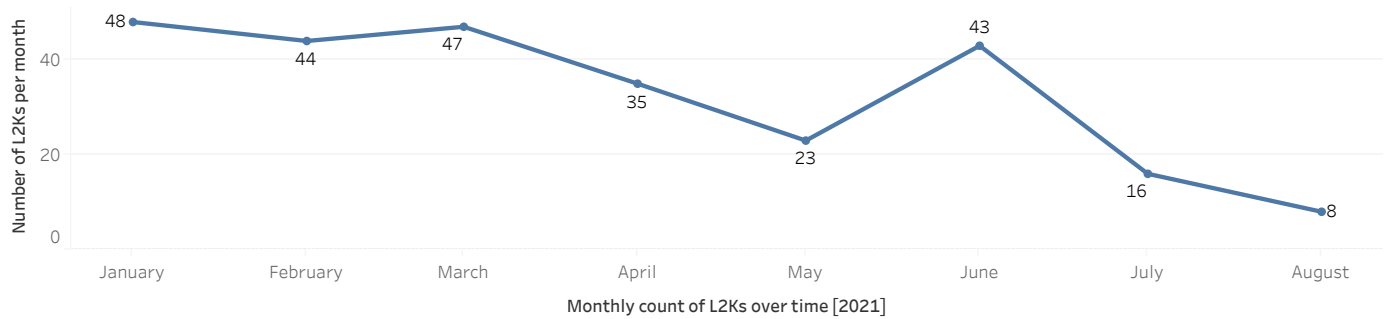
Nevada Rural Hospital Partners - Rural Hospital L2K Summary

August 18, 2021

2021 Number of L2Ks by Facility

Facility	2021								Grand Total
	January	February	March	April	May	June	July	August	
Banner Churchill Commun..	11	6				1		2	20
Boulder City Hospital	2	3	11						16
Desert View Hospital	32	32	31	29	21	33	15		193
Humboldt General Hospital						2		2	4
Incline Village Community..			1	1					2
Mt. Grant General Hospital			3	1		2		3	9
Pershing General Hospital	1	2		1	1	3		1	9
South Lyon Medical Center	1			2	1	2	1		7
William Bee Ririe Hospital	1	1	1	1					4
Grand Total	48	44	47	35	23	43	16	8	264

Mental Health Crisis Holds (L2K) Over Time



Nevada Rural Hospital Partners - Rural Hospital L2K Summary

August 18, 2021

2021 Telehealth Utilization

Facility	Was Telehealth Through DPBH/Was VSee ..	(Telehealth) If No, Why	
Banner Churchill Community Hospi..	No	After Hours	1
		Clinical Decision	19
Boulder City Hospital	No	Clinical Decision	5
		Not Sure	10
		Technical Issues	1
Desert View Hospital	No	Clinical Decision	17
		Not Sure	8
	NULL	NULL	2
Humboldt General Hospital	No	After Hours	1
		Not Sure	1
Incline Village Community Hospital	No	Clinical Decision	1
Mt. Grant General Hospital	No	Clinical Decision	1
Pershing General Hospital	No	After Hours	1
		Clinical Decision	1
South Lyon Medical Center	No	Clinical Decision	5
		Technical Issues	1
William Bee Ririe Hospital	No	Clinical Decision	1
		Not Sure	3

2021 Gender by Facility

Gender	
Female	140
Male	124

2021 How arrived at facility

	Clinical Professional Counselor	EMS	Family Member	Law Enforcement	Legal Guardian	Other	Psychologist
18 Under		4	14	39	2	2	
19-64	2	39	11	80		7	1
Over 65		6	3	9		1	

2021 Percentage of Individuals by Age Group

Age (Group)	% of Age Group	Count of Age Group
18 Under	24%	64
19-64	69%	181
Over 65	7%	19

2021 Final Disposition

Home	46
Medical In-Patient	36
Other	26
Psychiatric In-Patient	155
Psychiatric Out-Patient	1

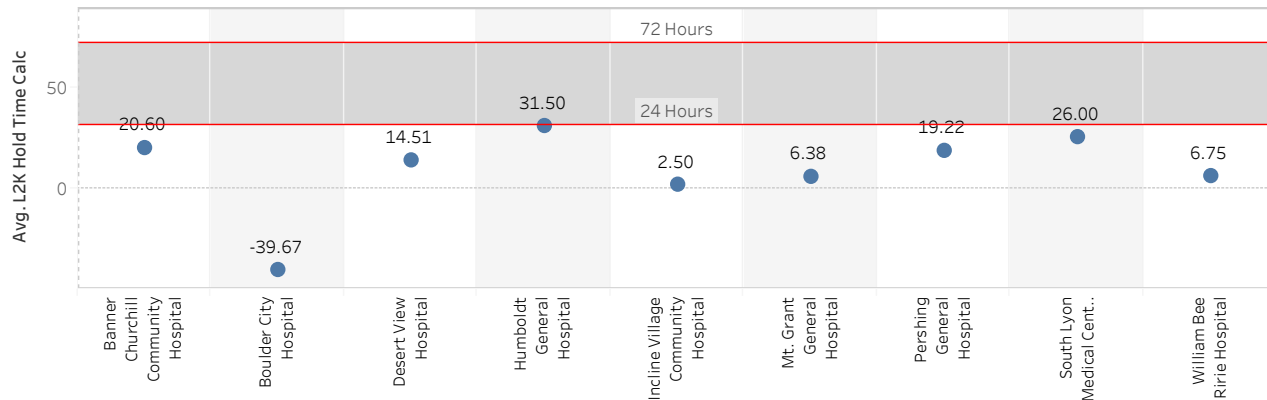
2021 Payor Mix for L2Ks

Medicare	15.18%
NV Medicaid Fee for Service	49.81%
NV Medicaid Managed Care	2.33%
Other	3.50%
Private (Commercial, HIS, VA, etc.)	19.07%
Uninsured	10.12%

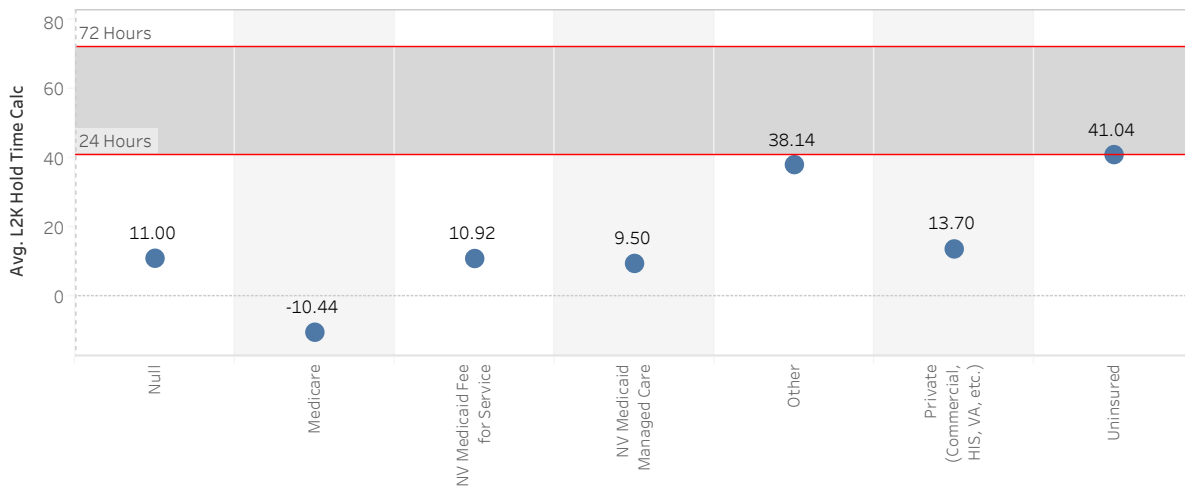
Nevada Rural Hospital Partners - Rural Hospital L2K Summary

August 18, 2021

2021 Average Wait Times by Facility



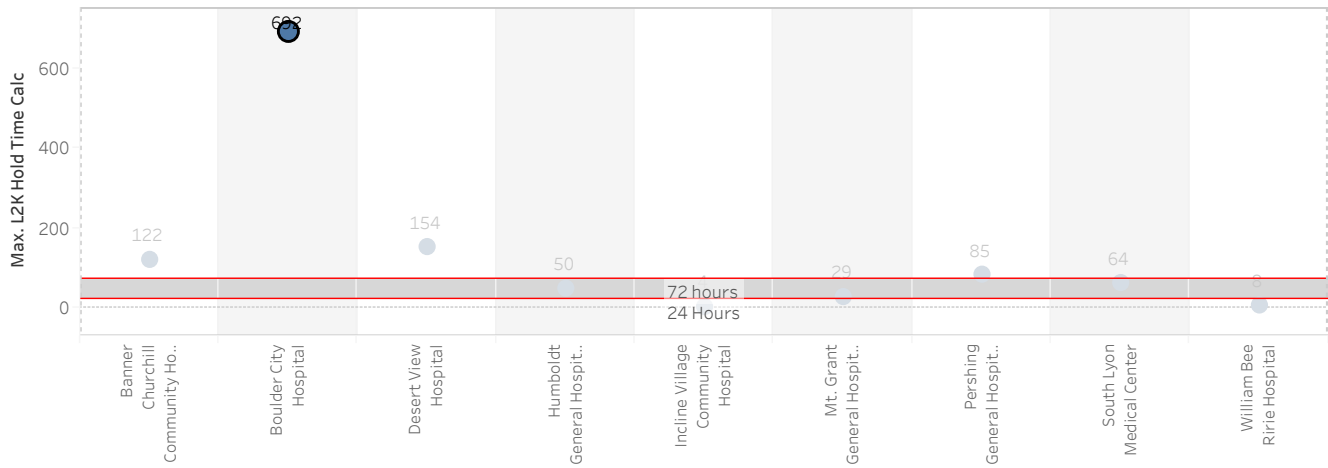
2021 Average Wait Times by Payor



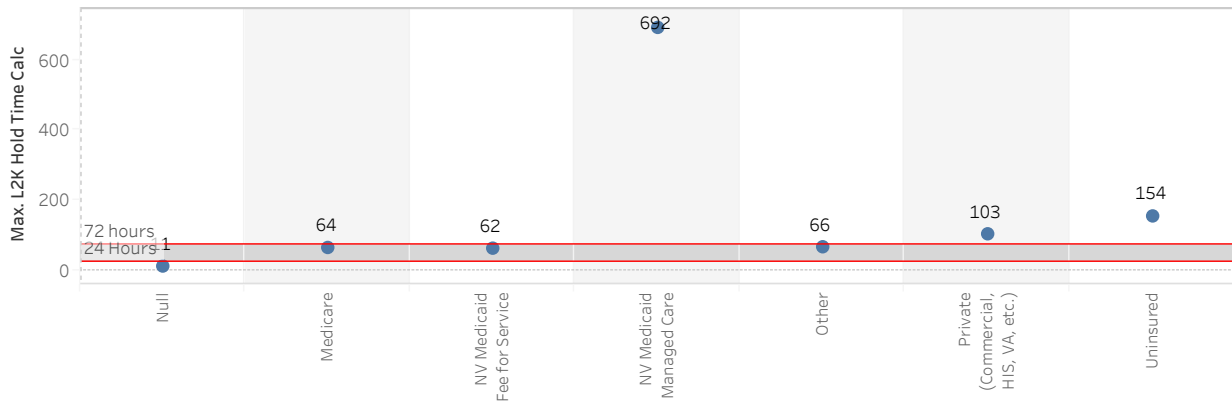
Nevada Rural Hospital Partners - Rural Hospital L2K Summary

August 18, 2021

2021 Maximum Wait Times by Facility



2021 Maximum Wait Times by Payor



Nevada Rural Hospital Partners - Rural Hospital L2K Summary

August 18, 2021

2021 Number of Individuals by Age Group

Age (Group)	Banner Churchill Community Hospital	Boulder City Hospital	Desert View Hospital	Humboldt General Hospital	Incline Village Community Hospital	Mt. Grant General Hospital	Pershing General Hospital	South Lyon Medical Center	William Bee Ririe Hospital	Grand Total
18 Under	5	1	55			1	2			64
19-64	14	9	128	4	2	8	6	7	3	181
Over 65	1	6	10				1		1	19
Grand Total	20	16	193	4	2	9	9	7	4	264

2021 - Number of YOUTH per facility by Month

	2021						
	January	February	March	April	May	June	July
Banner Churchill Community Hospital	4	1					
Boulder City Hospital			1				
Desert View Hospital	6	11	5	13	7	9	4
Mt. Grant General Hospital			1				
Pershing General Hospital		1				1	

2021 Percentage of Individuals by Age Group

Age (Group)	% of Age Group	Count of Age Group
18 Under	24%	64
19-64	69%	181
Over 65	7%	19

Nevada Rural Hospital Partners - Rural Hospital L2K Summary

August 18, 2021

2021 Patient Age by Facility

