

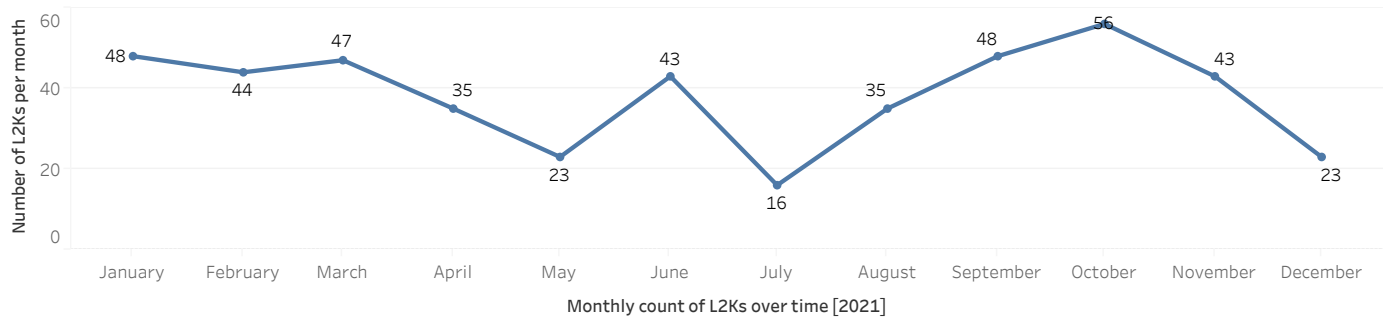
Nevada Rural Hospital Partners - Rural Hospital L2K Summary

February 18, 2022

2021 Number of L2Ks by Facility

Facility	2021												Grand Total
	January	February	March	April	May	June	July	August	Septem..	October	Novemb..	Decemb..	
Banner Churchill Commun..	11	6				1		3	12	10	4	1	48
Boulder City Hospital	2	3	11										16
Desert View Hospital	32	32	31	29	21	33	15	25	29	33	28	17	325
Humboldt General Hospital						2		2	5	11	9	4	33
Incline Village Community..			1	1					1				3
Mt. Grant General Hospital			3	1		2		4		1	2	1	14
Pershing General Hospital	1	2		1	1	3		1	1	1			11
South Lyon Medical Center	1			2	1	2	1						7
William Bee Ririe Hospital	1	1	1	1									4
Grand Total	48	44	47	35	23	43	16	35	48	56	43	23	461

Mental Health Crisis Holds (L2K) Over Time



Nevada Rural Hospital Partners - Rural Hospital L2K Summary

February 18, 2022

2021 Telehealth Utilization

Facility	Was Telehealth Through DPBH/Was VSee ..	(Telehealth) If No, Why	Count
Banner Churchill Community Hospi..	No	After Hours	1
		Clinical Decision	3
Boulder City Hospital	No	Clinical Decision	1
		Not Sure	1
Desert View Hospital	No	Technical Issues	30
		Clinical Decision	6
	NULL	NULL	2
Humboldt General Hospital	No	After Hours	1
		Not Sure	3
Incline Village Community Hospital	No	Clinical Decision	2
		Not Sure	1
Mt. Grant General Hospital	No	Clinical Decision	1
Pershing General Hospital	No	After Hours	3
		Clinical Decision	4
South Lyon Medical Center	No	Clinical Decision	5
		Technical Issues	1
William Bee Ririe Hospital	No	Clinical Decision	3
		Not Sure	3

2021 Gender by Facility

Gender	Count
Female	245
Male	214
Trans Female (MTF or Mal..)	1
Transgender	1

2021 How arrived at facility

	Clinical Professional Counselor	EMS	Family Member	Law Enforcement	Legal Guardian	Other	Psychologist
18 Under	2	11	26	66	2	2	
19-64	2	76	17	132		13	2
Over 65		10	4	15		2	

2021 Percentage of Individuals by Age Group

Age (Group)	% of Age Group	Count of Age Group
18 Under	26%	118
19-64	67%	307
Over 65	8%	36

2021 Final Disposition

Home	79
Medical In-Patient	48
Other	30
Psychiatric In-Patient	286
Psychiatric Out-Patient	4

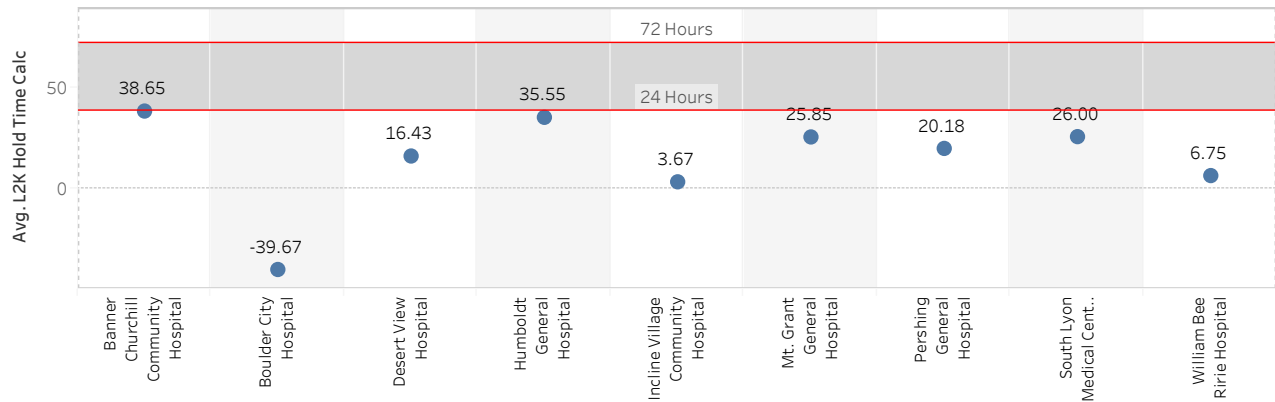
2021 Payor Mix for L2Ks

Medicare	14.19%
NV Medicaid Fee for Service	49.45%
NV Medicaid Managed Care	1.77%
Other	5.76%
Private (Commercial, HIS, VA, etc.)	18.85%
Uninsured	9.98%

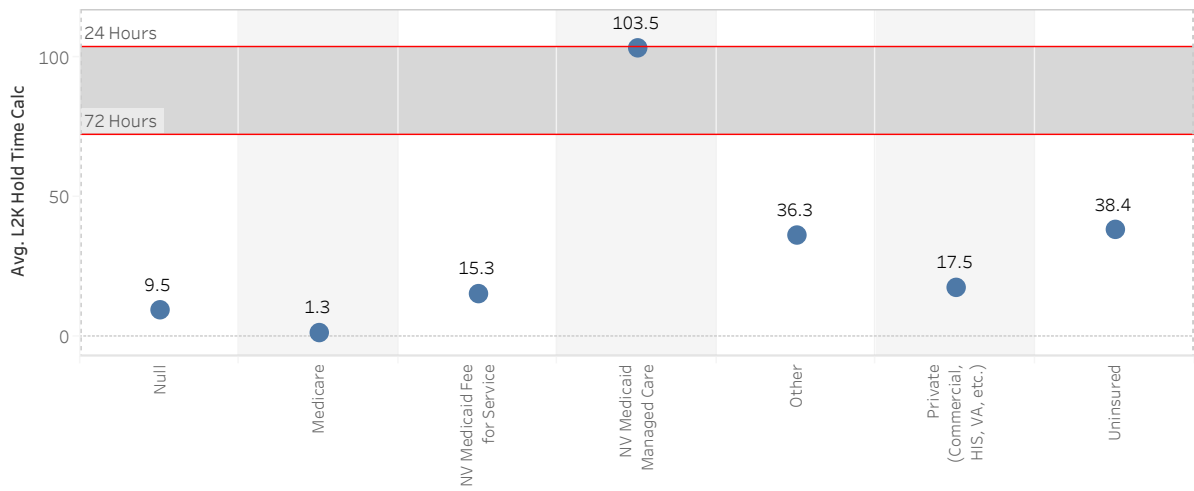
Nevada Rural Hospital Partners - Rural Hospital L2K Summary

February 18, 2022

2021 Average Wait Times by Facility



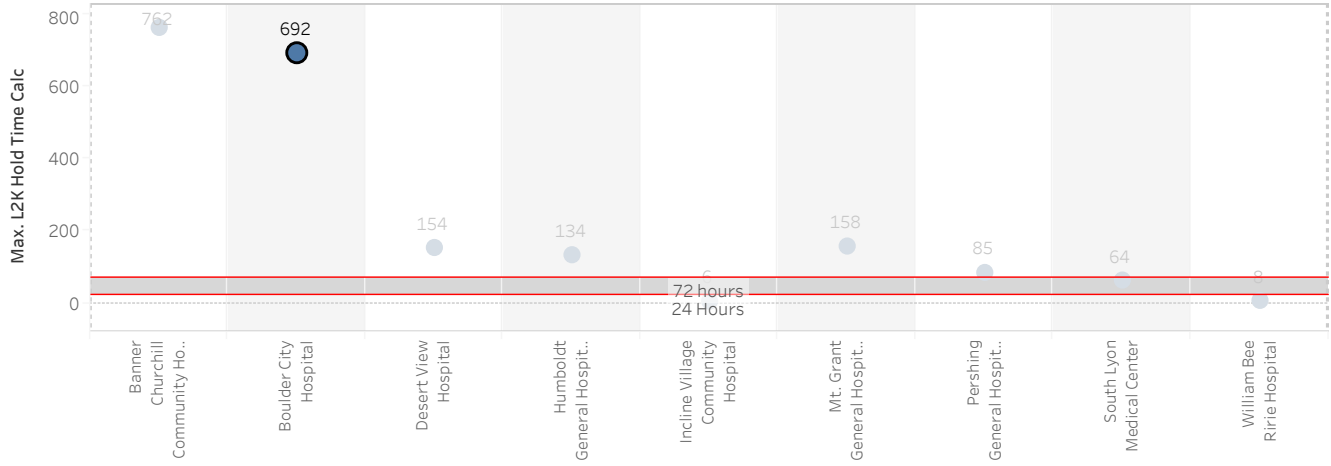
2021 Average Wait Times by Payor



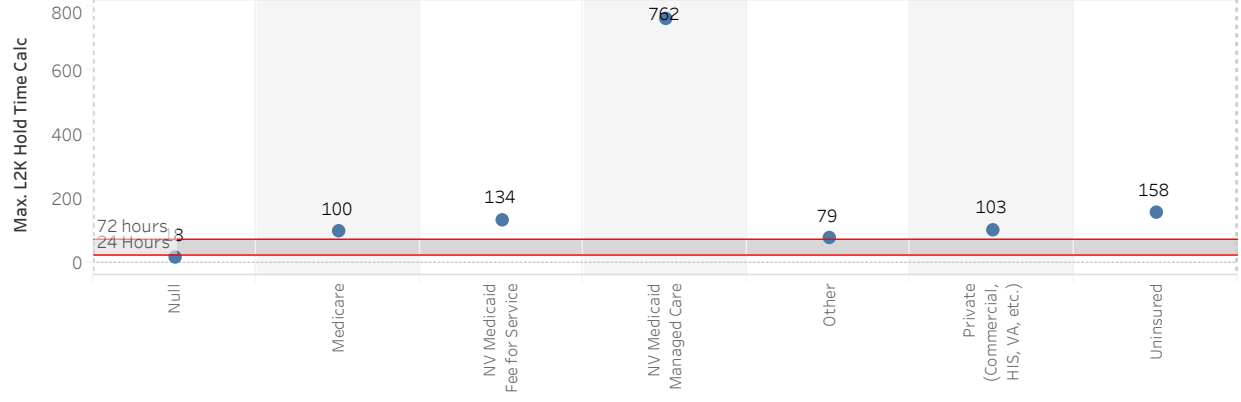
Nevada Rural Hospital Partners - Rural Hospital L2K Summary

February 18, 2022

2021 Maximum Wait Times by Facility



2021 Maximum Wait Times by Payor



Nevada Rural Hospital Partners - Rural Hospital L2K Summary

February 18, 2022

2021 Number of Individuals by Age Group

Age (Group)	Banner Churchill Community Hospital	Boulder City Hospital	Desert View Hospital	Humboldt General Hospital	Incline Village Community Hospital	Mt. Grant General Hospital	Pershing General Hospital	South Lyon Medical Center	William Bee Ririe Hospital	Grand Total
18 Under	12	1	90	12		1	2			118
19-64	34	9	212	19	3	13	7	7	3	307
Over 65	2	6	23	2			2		1	36
Grand Total	48	16	325	33	3	14	11	7	4	461

2021 - Number of YOUTH per facility by Month

	2021											
	Janu..	Febr..	March	April	May	June	July	Augu..	Sept..	Octo..	Nove..	Dece..
Banner Churchill Co..	4	1							5	1	1	
Boulder City Hospital			1									
Desert View Hospital	6	11	5	13	7	9	4	4	10	10	8	3
Humboldt General Hos..									1	4	4	3
Mt. Grant General Hos..			1									
Pershing General Hos..		1				1						

2021 Percentage of Individuals by Age Group

Age (Group)	% of Age Group	Count of Age Group
18 Under	26%	118
19-64	67%	307
Over 65	8%	36

Nevada Rural Hospital Partners - Rural Hospital L2K Summary

February 18, 2022

2021 Patient Age by Facility

